

Brampton Primary School

Performance Data Autumn 2018

This document shows the performance of the children at Brampton Primary School for the academic year 2017 – 2018.

The attainment and progress data for KS2 is provisional and is subject to change.

Brampton Primary School

KS2 Attainment 2018

Expected Standard	Reading	Writing TA*	Mathematics	Grammar, Punctuation & Spelling
Brampton	78%	76%	82%	83%
National	75%	78%	76%	78%

Higher Standard	Reading	Writing	Mathematics	Grammar, Punctuation & Spelling
Brampton	33%	16%	40%	59%
National	28%	20%	24%	34%

TA* – Teacher Assessment

Brampton Primary School

KS2 Attainment 2018

Reading, Writing and Mathematics combined	Expected Standard	Higher Standard
Brampton	68%	16%
National	64%	10%

Brampton Primary School

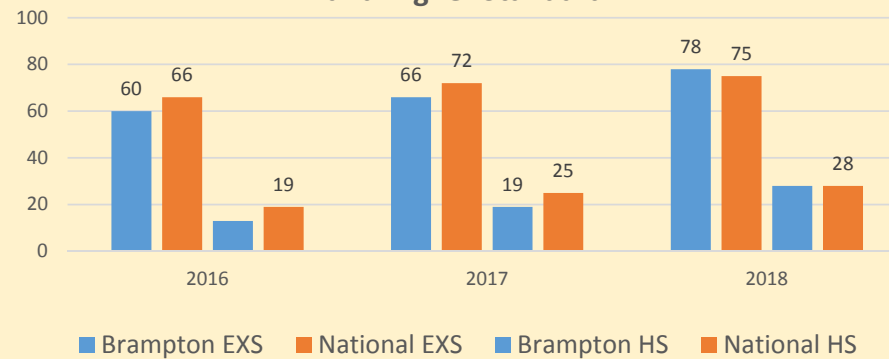
KS1 to KS2 Progress 2018

Progress Measures	Reading	Writing	Mathematics
Brampton	1.8	-0.4	3.3
Against national	Above average	Average	Above average

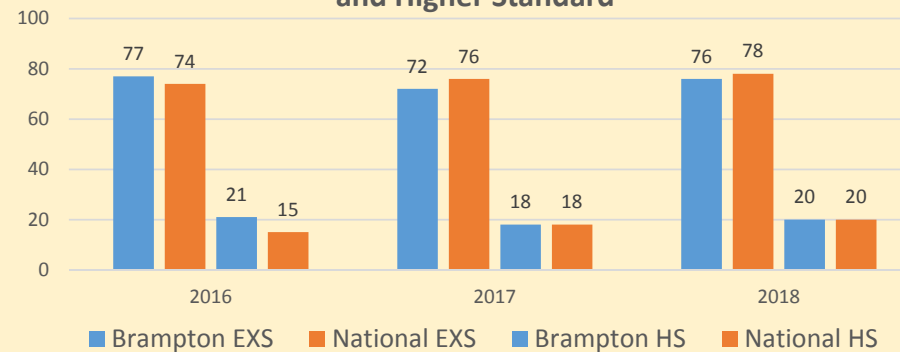
Brampton Primary School

3 Year Trend at KS2

Reading - % Children achieving the Expected Standard and Higher Standard



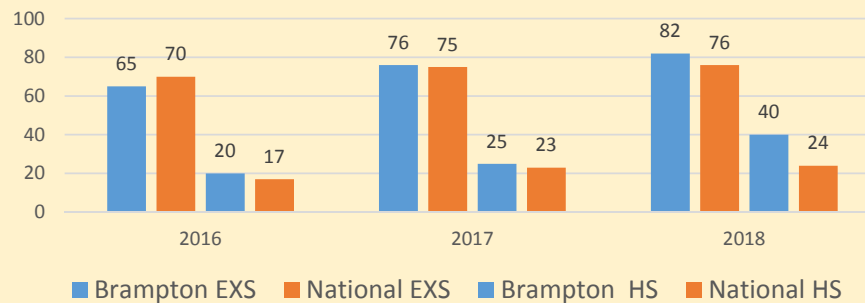
Writing - % Children achieving the Expected Standard and Higher Standard



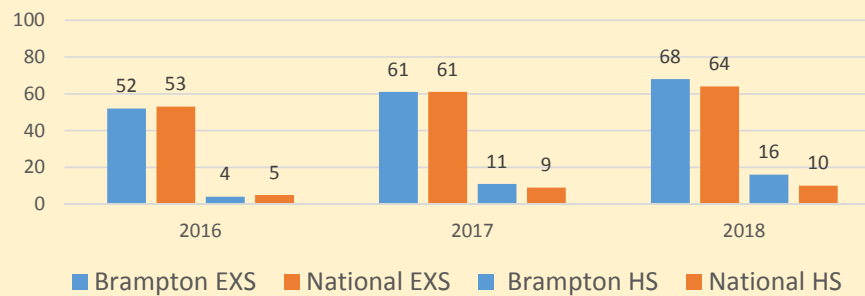
Brampton Primary School

3 Year Trend at KS2

Mathematics - % Children at Expected Standard and Higher Standard



% Children achieving the expected Standard and Higher Standard in RWM Combined



Brampton Primary School

KS1 Attainment 2018

Expected Standard	Reading	Writing	Mathematics
Brampton	71%	65%	74%
National	76%	70%	76%

Great Depth	Reading	Writing	Mathematics
Brampton	26%	21%	24%
National	26%	16%	22%

Brampton Primary School

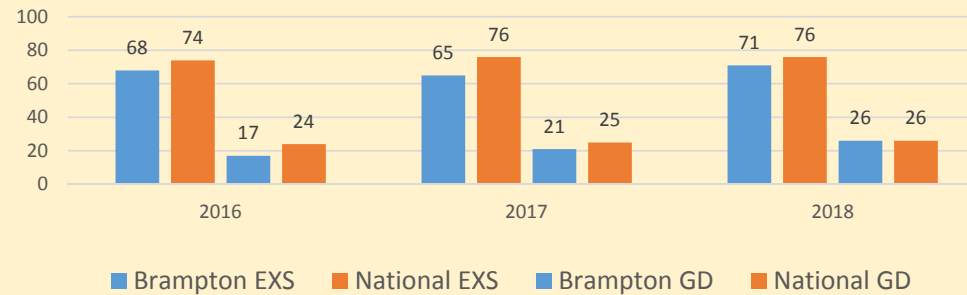
KS1 Attainment 2018

Reading, Writing and Mathematics combined	Expected Standard	Higher Standard
Brampton	61%	13%
National	65%	12%

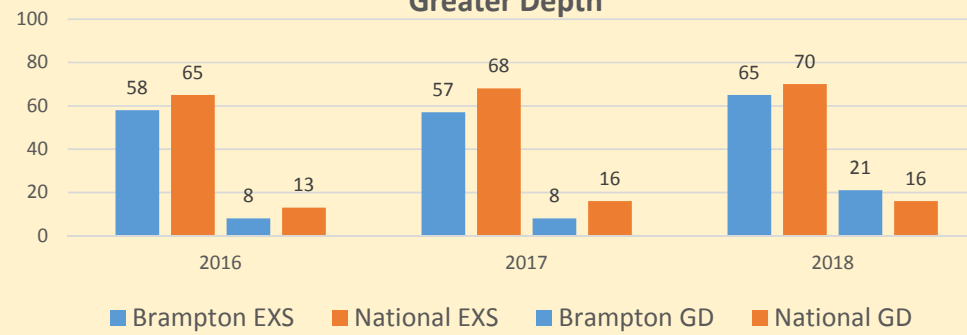
Brampton Primary School

3 Year Trend at KS1

Reading - % Children achieving the Expected Standard and Greater Depth



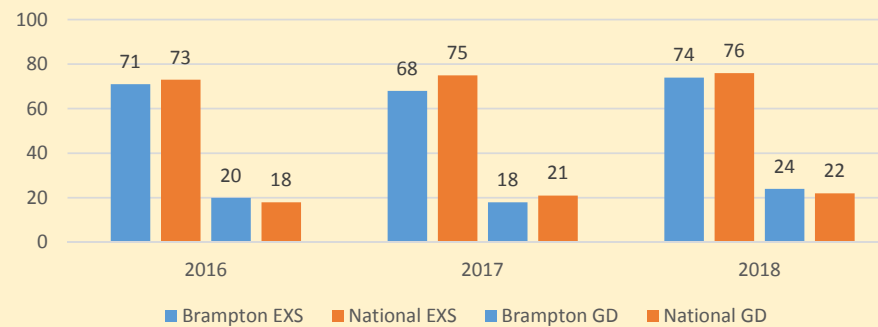
Writing - % Children achieving the Expected Standard and Greater Depth



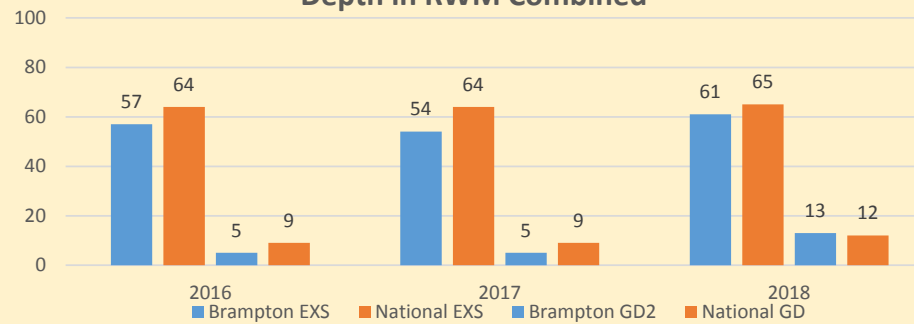
Brampton Primary School

3 Year Trend at KS1

Maths - % Children achieving the Expected Standard and Greater Depth



% Children achieving the expected Standard and Greater Depth in RWM Combined



Brampton Primary School

Year 1 Phonics Screening Check 2018

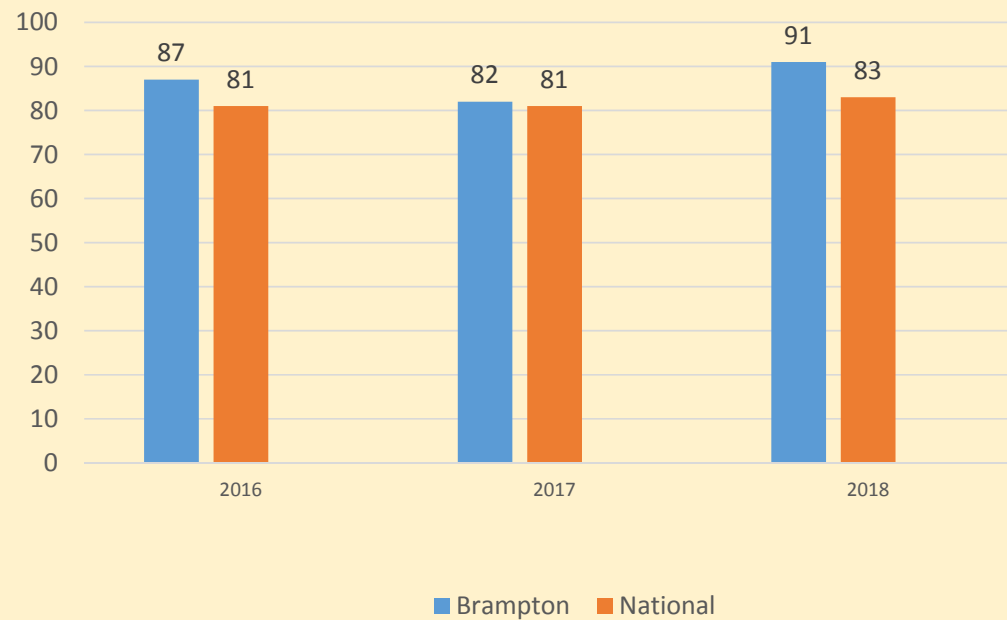
	At or above the threshold
Year 1	91%
National	83%

	At or above the threshold
Year 2	92%
National	92% (2017)

Brampton Primary School

3 Year Trend - Phonics

Year 1 - % Children at Threshold Score or Above



Brampton Primary School

EYFS Results 2018

	Good Level of Development
Brampton	78%
National	72%

Brampton Primary School

3 Year trend - EYFS

